

# TOWN OF AURORA- PLANNING & DEVELOPMENT SERVICES- BUILDING DIVISION 2024 ANNUAL REPORT



# TABLE OF CONTENTS

---

1. Building Division Overview
2. 2024 Building Division Financial Report
3. Total Number of Permits
4. Total Construction Value
5. Total Residential Units Created
6. Residential Units Created by Type
7. Construction Value by Type
8. Quantity of Complaints

## **1. Building Division Overview**

The Town of Aurora's Building Division is responsible for the administration and inspection of all new construction within the town. The main function of the Division is to protect lives by ensuring buildings are constructed to meet the health and safety provisions of the Ontario Building Code, the Building Code Act, the Building By-law, and other applicable laws and standards. The Building Division is responsible for the enforcement of the Code to protect the health, safety, and welfare of the public and building occupants.

The *Building Code Act, 1992* and the Ontario Building Code (OBC) apply to all new buildings, demolitions, and changes of use. They also apply to septic systems that have a sewage design capacity of up to 10,000 litres per day. The act and the regulation exist to promote the safety and accessibility of buildings that are:

- Being constructed
- Being renovated
- Undergoing a change of use

### **The Building Division conducted an In-House review of its building permit fees in 2024.**

The Chief Building Official conducted a review of its building permit fees. The previous building permit fee review study was performed in 2018 by the Chief Building Official. The main objective of the building permit fee review is to substantiate the full costs of service (i.e., administering and enforcing the Building Code). The full cost assessment includes direct, indirect, and capital costs. The fees assessed are to recover the full cost of service, provide for the sustainable delivery of service, and mitigate the potential funding burden on property taxes. The Ontario Building Code Act governs fees related to the administration and enforcement activities under the authority of the Building Code. An activity-based costing (A.B.C.) model was used to assess the current fees.

After reviewing the current fees, it was found that they are comparable with municipalities in Ontario.

## 2. 2024 Building Division Financial Report For the Year Ended December 31,2024

With Comparative Amounts for 2023

	<u>Prior Year 2023</u>	<u>Current Year 2024</u>
<b><u>REVENUES</u></b>		
Permit Fees	2,398,591	1,842,618
Certification Fees	28,641	29,201
Other Income	6,629	8,025
<b>TOTAL REVENUE</b>	<b>2,433,861</b>	<b>1,879,844</b>
<b><u>COSTS</u></b>		
<b><u>Direct</u></b>		
Salaries \$ Benefits	1,565,500	1,590,275
Office Supplies	2,646	2,930
Courses & Seminars	3,047	5,360
Mileage	16,676	20,703
Cellular Charges	1,727	2,050
Consulting Services	272	12,780
<b>Total Direct Costs</b>	<b>1,589,868</b>	<b>1,634,098</b>
<b><u>Indirect</u></b>		
Meeting Expenses	63	144
Subscriptions	-	7,701
Office Equipment	966	1,460
Clothing Allowance	2,299	2,190
Corporate Overhead	688,900	727,900
Fire Department Review	100,000	100,000
Bank Charges	23,930	18,331
Memberships	6,755	2,231
Photocopy Charges	6,990	5,171
<b>Total Indirect Costs</b>	<b>829,903</b>	<b>865,128</b>



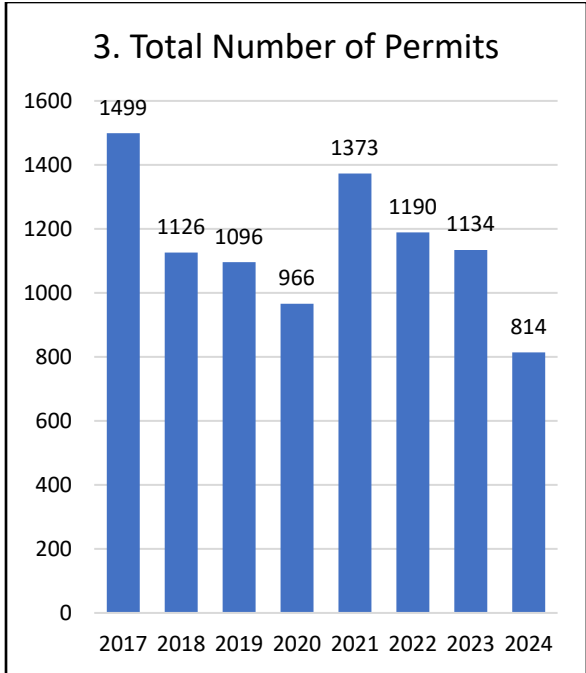


Chart is based on data from January to December.

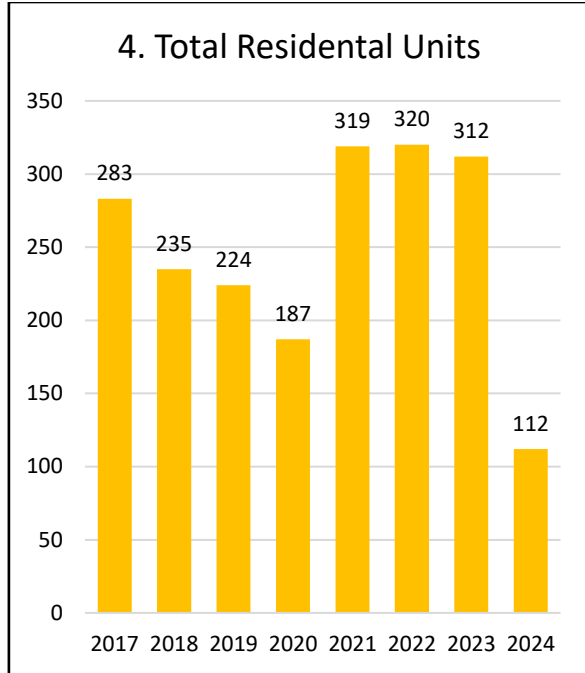


Chart is based on data from January to December.

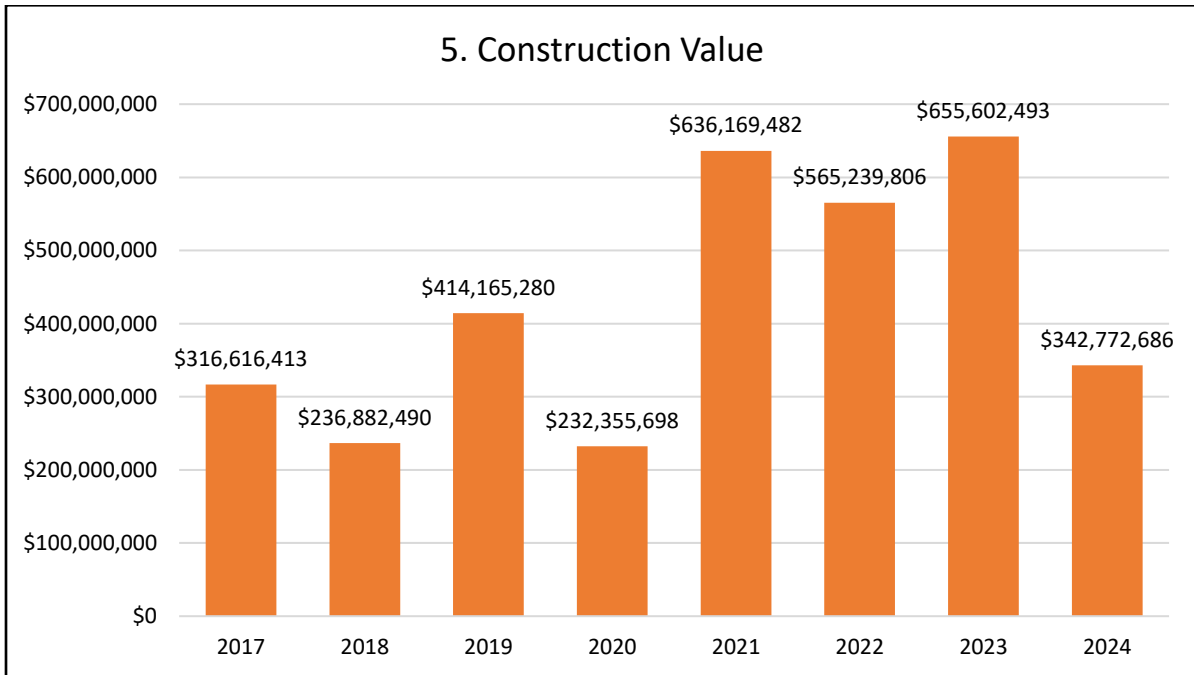


Chart is based on data from January 1, 2024 to December 31, 2024.

### 6. Residential Units Created By Type (2024)

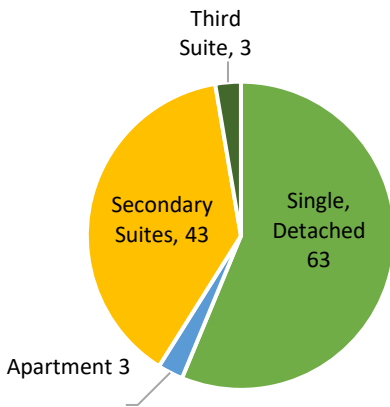


Chart is based on data from January to December.

### 7. Construction Value By Type (2024)

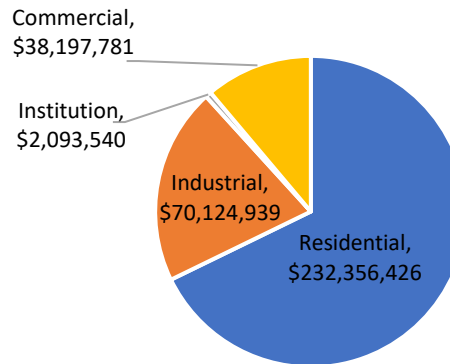


Chart is based on data from January 1, 2024 to December 31, 2024.

### 8. Quantity of Complaints

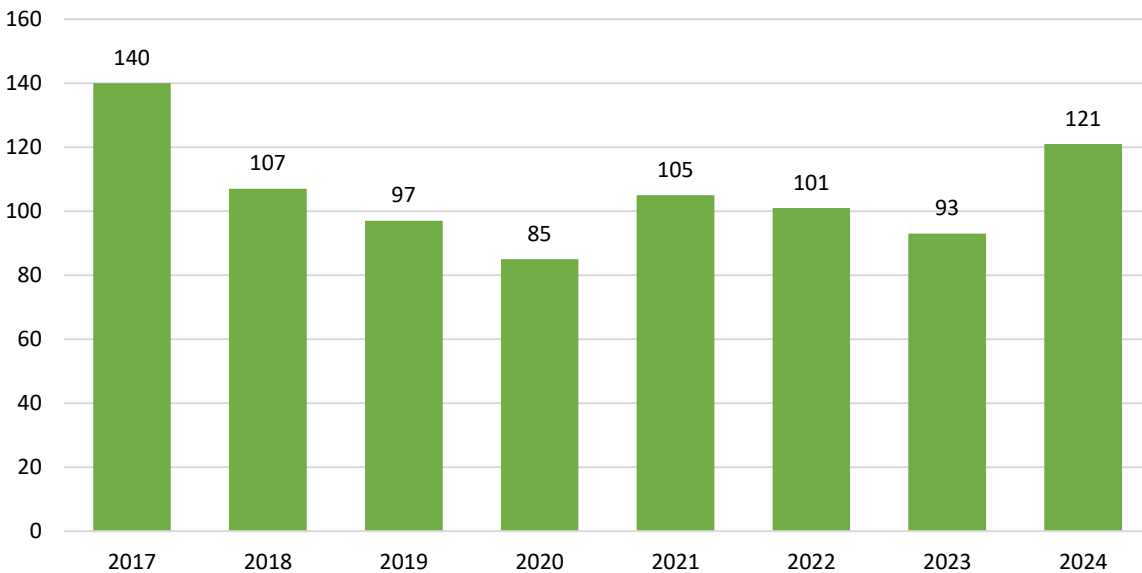


Chart is based on data from January 1, 2024 to December 31, 2024.