

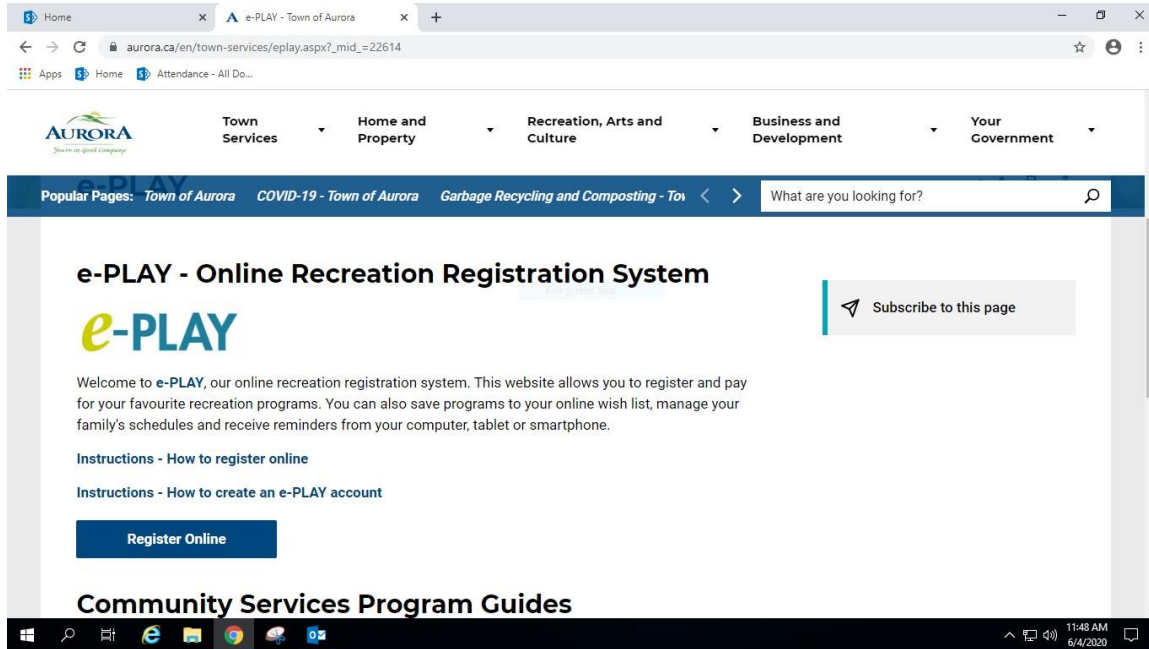


100 John West Way
Aurora, Ontario
L4G 6J1
(905) 727-3123
aurora.ca

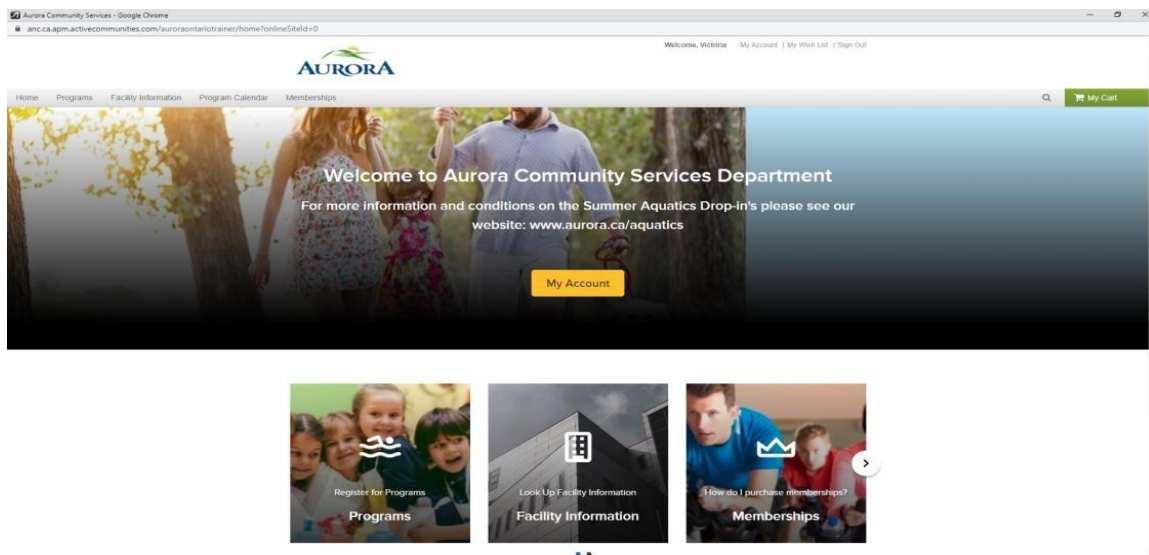
Town of Aurora
Registering for Drop In Activities
Community Services

How to Register for Drop-In Activities on E-Play

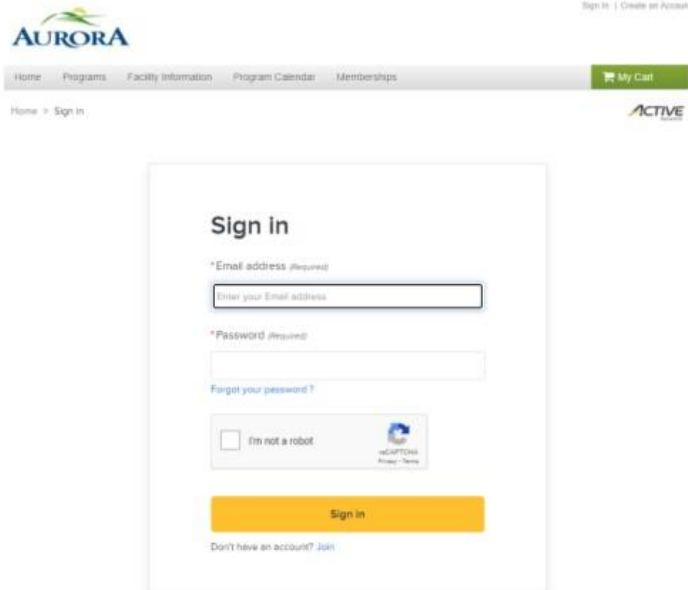
1. Go to the [ePLAY](#) website and click on the e-PLAY logo.



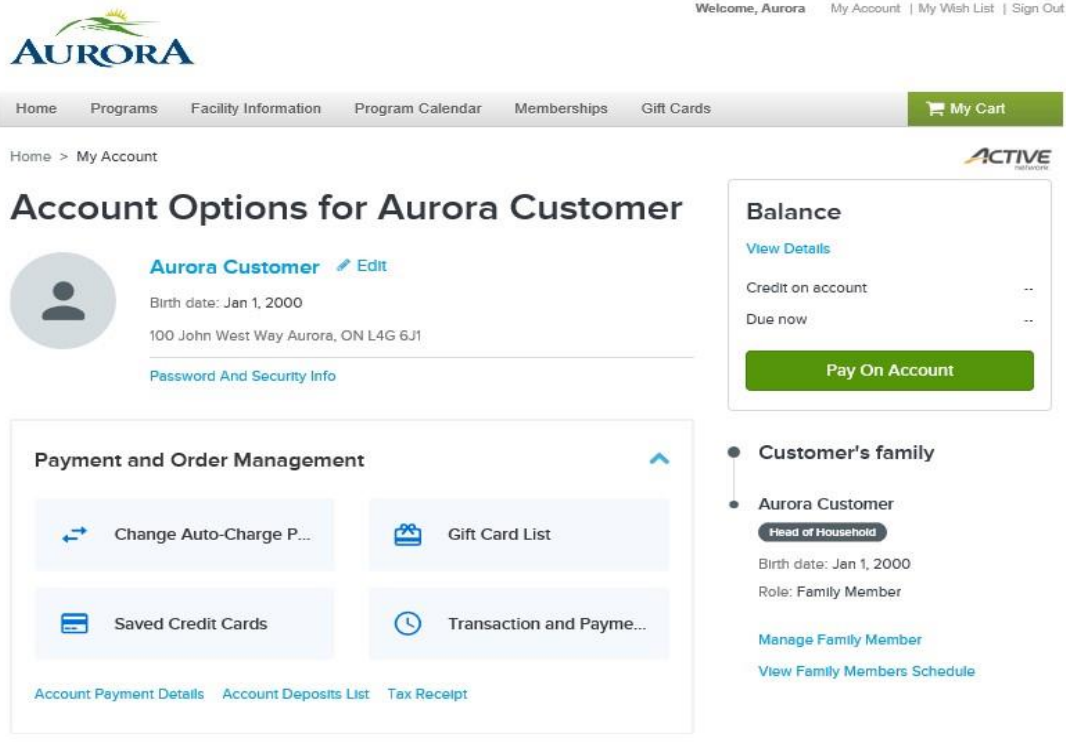
2. A new page will appear similar to the view below. Click on “Sign In or Sign Up” button at the top right of the website. You may also see it as “My Account”. This should be located in the middle of the website.



3. Login using your email address and password. Please also click the box next to the words "I am not a Robot". Then click "Sign In".



4. Click on "My Account" in the top right hand corner of the website. A page will open up for viewing your account.



5. For the Drop-ins, hover the mouse over the gray bar at the top and refer to the “Programs” tab. A drop down menu will appear, this is where you can choose your selection.

Note: For any “Drop-in” activity, such as a lane swim or public skate, you will select the program category based on location with the words “Drop-in” at the beginning. For example, to find a lane swim, select “Drop-In Aquatics”. If you were looking to register for Swimming Lessons for the Fall season, you would select “Aquatics”.

The screenshot displays the Aurora website interface. At the top right, there is a navigation bar with links for "Welcome, Aurora", "My Account", "My Wish List", and "Sign Out". The main navigation menu includes "Home", "Programs", "Facility Information", "Program Calendar", "Memberships", and "Gift Cards". A "My Cart" button is visible in the top right corner. The "Programs" dropdown menu is open, showing a grid of categories: Adult Programs, Aquatics, Children's Programs, Cultural Events, Drop-In Aquatics, Drop-In at The LOFT, Drop-In Fitness/Aquafit, Drop-In Gymnasium, Drop-In Ice, Drop-In Preschool, Fitness & Health Programs, Older Adult Programs, Pre-School Programs, Special Events, Summer Camp, and Youth Programs. A "See All Categories" link is also present. Below the navigation, the user's account information is displayed, including the address "100 John West Way Aurora, ON L4G 6J1" and a "Password And Security Info" link. A "Pay On Account" button is visible. The "Payment and Order Management" section contains links for "Change Auto-Charge P...", "Gift Card List", "Saved Credit Cards", and "Transaction and Payme...". The "Customer's family" section shows the user as an "Aurora Customer" and "Head of Household" with a birth date of "Jan 1, 2000" and a role of "Family Member". Links for "Manage Family Member" and "View Family Members Schedule" are provided.

6. Choose your location or select activity from the list of Drop-in programming. Click “Enroll Now” on the right hand side of the screen. It will be a green button.

Welcome, Aurora | My Account | My Wish List | Sign Out

AURORA

Home | Programs | Facility Information | Program Calendar | Memberships | Gift Cards | **My Cart**

Home > Program Search **ACTIVE NETWORK**

Program Search

Q Search by keyword OR number **Search**

When | Where | Who | **Activities** | Reset all

Drop-In Fitness/Aquafit | **In progress / Future**

Found 20 matching results | Sort by: Date Range | Map view

- Drop In - Club Aurora Fitness Centre - Fall 2020** [View fee details](#)
N.20222 / Age At least 14 but less than 99
Aurora Family Leisure Cplx
Start from Mon, Sep 28 **Enroll Now**
- Drop In - Aqua Leisure (AFLC) - Fall 2020** [View fee details](#)
N.20537 / Age At least 12 but less than 99
Aurora Family Leisure Cplx
Start from Mon, Oct 5 **Enroll Now**
- Drop In - Aqua Leisure (SARC) - Fall 2020** [View fee details](#)
N.20538 / Age At least 12 but less than 99
Stronach Aurora Rec Cplx
Start from Mon, Oct 5 **Enroll Now**

7. The location view will appear to show you all sessions available throughout the Season, click “Enroll Now” on the right hand side of the screen. It will be a green button.

Program Search

Search by keyword OR number Search

When Where Who Activities Reset all

Drop-In Fitness/Aquafit In progress / Future

Found 20 matching results Sort by: Location ▼ Map view

Drop In - Aqua Leisure (AFLC) - Fall 2020 ⓘ View fee details

N.20537 / Age At least 12 but less than 99

📍 Aurora Family Leisure Cplx

📅 Start from Mon, Oct 5 Enroll Now ♥

Drop In - Aquafit (AFLC) - Fall 2020 ⓘ View fee details

N.19957 / Age At least 12 but less than 99

📍 Aurora Family Leisure Cplx

📅 Start from Mon, Oct 5 Enroll Now ♥

Drop In - Boomers ABC's - Fall 2020 ⓘ View fee details

N.20231 / Age At least 16 but less than 99

📍 Aurora Family Leisure Cplx

📅 Start from Mon, Oct 5 Enroll Now ♥

Drop In - Club Aurora Fitness Centre - Dec 19 - 25 ⓘ View fee details

N.20551 / Age At least 14 but less than 99

📍 Aurora Family Leisure Cplx

📅 Start from Sat, Dec 19 Enroll Now ♥

8. Click on the “Enroll Now” button on the right hand side on the screen. It will be a green button.



Home > Programs Search > FlexReg Program Detail

Drop In - Club Aurora Fitness Centre - Dec 19 - 25



Starting at
\$0.00 / day

[View price details](#)

Online enrollment is available now!
Ends on Jan 1, 2021 12:00 PM.

Enroll Now

Fall Registration Session - 2020 | #20551

Dec 19, 2020 - Dec 24, 2020

AFLC Club Aurora Fitness Centre

14 - 98 yrs Coed

Drop-In Fitness/Aquafit All Ages

Description: Use of the Club Aurora Fitness Centre, which includes cardio equipment, strength equipment, and an area for free-weights.

39 Sessions

Sat. Dec. 19 - 7:45 am Club Aurora

Dec 19, 2020 - Dec 19, 2020

Sat 7:45 AM - 9:00 AM

Sat. Dec. 19 - 9:15 am Club Aurora

Dec 19, 2020 - Dec 19, 2020

Sat 9:15 AM - 10:30 AM

Sat. Dec. 19 - 10:45 am Club Aurora

Dec 19, 2020 - Dec 19, 2020

Sat 10:45 AM - Noon

Sat. Dec. 19 - 12:45 pm Club Aurora

Dec 19, 2020 - Dec 19, 2020

Sat 12:45 PM - 2:00 PM

9. Select the participant's name who will be attending the programming.

Note: you can only select one person at a time. For multiple registrations for families you will need to enroll each person one by one following the steps listed below.

The screenshot shows the Aurora Fitness website interface. At the top right, there are links for 'Welcome, Aurora', 'My Account', 'My Wish List', and 'Sign Out'. The Aurora logo is on the left. A navigation bar contains 'Home', 'Programs', 'Facility Information', 'Program Calendar', 'Memberships', 'Gift Cards', and a green 'My Cart' button with a shopping cart icon. Below the navigation bar is the 'ACTIVE network' logo. The breadcrumb trail reads 'Home > Programs Search > FlexReg Program Detail > Enroll Program Form'. The main heading is 'Enroll in Drop In - Club Aurora Fitness Centre - Fall 2020'. On the left, there are three expandable sections: 'Who are you enrolling?' (expanded), 'Days and sessions you are enrolling', and 'Enrollment Details'. The 'Who are you enrolling?' section contains a 'Participant' dropdown menu with the text 'Select Participant'. On the right, a 'Fee Summary' table shows 'Subtotal' and 'Taxes' both at '\$0.00', and a 'Total' of '\$0.00'. Below the fee summary is a green 'Add to cart' button.

Welcome, Aurora | My Account | My Wish List | Sign Out

AURORA

Home Programs Facility Information Program Calendar Memberships Gift Cards My Cart

ACTIVE network

Home > Programs Search > FlexReg Program Detail > Enroll Program Form

Enroll in Drop In - Club Aurora Fitness Centre - Fall 2020

Who are you enrolling? ^

Participant Select Participant v

Days and sessions you are enrolling v

Enrollment Details v

Fee Summary

Subtotal	\$0.00
Taxes	\$0.00
Total	\$0.00

Add to cart

10. Select the dates you would like to attend the drop-in activities by clicking the circle beside the date and time of the activity. A list of times for the dates you have selected will appear.

The screenshot shows the Aurora Fitness website interface. At the top, the Aurora logo is on the left, and navigation links for 'Welcome, Aurora', 'My Account', 'My Wish List', and 'Sign Out' are on the right. A horizontal menu below the logo includes 'Home', 'Programs', 'Facility Information', 'Program Calendar', 'Memberships', 'Gift Cards', and a green 'My Cart' button. The breadcrumb trail reads 'Home > Programs Search > FlexReg Program Detail > Enroll Program Form'. The main heading is 'Enroll in Drop In - Club Aurora Fitness Centre - Dec 19 - 25'. To the right, a 'Fee Summary' section shows a subtotal of \$5.00, taxes of \$0.00, and a total of \$5.00, with a green 'Add to cart' button below. The enrollment form is divided into two sections: 'Who are you enrolling?' with a dropdown menu set to 'Aurora Customer', and 'Sessions you are enrolling'. The sessions list includes three options for Saturday, Dec 19, 2020: 7:45 am (selected with a blue checkmark), 9:15 am, and 10:45 am. Each session entry shows the date range 'Dec 19, 2020 - Dec 19, 2020' and the time slot.

Welcome, Aurora | My Account | My Wish List | Sign Out

Home | Programs | Facility Information | Program Calendar | Memberships | Gift Cards | My Cart

ACTIVE network

Home > Programs Search > FlexReg Program Detail > Enroll Program Form

Enroll in Drop In - Club Aurora Fitness Centre - Dec 19 - 25

Who are you enrolling? ^

Participant: Aurora Customer v

Sessions you are enrolling ^

- Sat. Dec. 19 - 7:45 am Club Aurora ⓘ
Dec 19, 2020 - Dec 19, 2020 Sat 7:45 AM - 9:00 AM
- Sat. Dec. 19 - 9:15 am Club Aurora ⓘ
Dec 19, 2020 - Dec 19, 2020 Sat 9:15 AM - 10:30 AM
- Sat. Dec. 19 - 10:45 am Club Aurora ⓘ
Dec 19, 2020 - Dec 19, 2020 Sat 10:45 AM - Noon

Fee Summary

[View Details](#)

Subtotal	\$5.00
Taxes	\$0.00
Total	\$5.00

Add to cart

11. Please scroll all the way down to the bottom of the page to fill out the required fields marked by an asterisk (*). Click on "Add to Cart". This will be a green button on the right side of the page.

Dec 24, 2020 - Dec 24, 2020 Thurs 8:45 AM - 10:00 AM

Thu. Dec. 24 - 10:15 am Club Aurora ⓘ

Dec 24, 2020 - Dec 24, 2020 Thurs 10:15 AM - 11:30 AM

Fee Summary

[View Details](#)

Subtotal	\$5.00
Taxes	\$0.00
Total	\$5.00

[Add to cart](#)

Enrollment Details

* Who is the participant's emergency contact? Please list their name and phone number. (Required)

1111111111

COVID-19 Screening

* Are you experiencing any of the following symptoms? (Fever or chills, difficulty breathing or shortness of breath, cough, sore throat or difficulty swallowing, Runny nose, stuffy nose or nasal congestion, decrease or loss of smell or taste, nausea, vomiting, diarrhea, abdominal pain, not feeling well, extreme tiredness or sore muscles. Symptoms should not be chronic or related to other known causes or conditions. (Required)

No

* Have you been in close contact with a confirmed or probable case of COVID-19? (Required)

No

* Have you traveled outside Canada in the past 14 days? (Required)

No

If you answered YES to any of the above questions, DO NOT REGISTER for Town programs or enter any Town facility. Self-isolate immediately and contact your physician or York Region Public health for further direction. If you answered NO to all of the above-noted questions, please continue with your program registration.

If the answers to the above-noted questions change prior to the participant's attendance at the registered program, you must inform the Town immediately and the participant will not be permitted to attend the registered program or enter the Town's facilities.

12. If you are looking to register for additional sessions, go back to the Program tab and refer to Step 5 and follow the steps from there. Once complete proceed to Step 13.

13. Review your selections, agree to the Waiver by clicking the box on the left side of the page and click "Check Out". This will be a green button on the right side of the page.

The screenshot shows the Aurora Fitness Centre website's shopping cart interface. At the top, the Aurora logo is on the left, and navigation links for "Welcome, Aurora", "My Account", "My Wish List", and "Sign Out" are on the right. A horizontal menu below the logo includes "Home", "Programs", "Facility Information", "Program Calendar", "Memberships", and "Gift Cards". A green "My Cart(1)" button is on the right. The breadcrumb "Home > Shopping Cart" is visible. The "ACTIVE network" logo is in the top right corner. The main heading is "Shopping Cart".

Aurora Customer **AC** 1 item, \$5.00 in total.

Drop In - Club Aurora Fitness Centre - Dec 19 - 25 - 20551	\$5.00 ✓
FLEXREG	
1 day(s) added on Dec 19, 2020	

Order Summary

Subtotal	\$5.00
Due Now	\$5.00

Enter coupon code

Waiver


Please read the following waivers and agreements carefully. They include releases of liability and waiver of legal rights, and deprive you of the ability to sue certain parties. By agreeing electronically, you acknowledge that you have both read and understood all text presented to you as part of the checkout process.

* I have read and agree to [Waiver](#). *Required*


- Fill out your method of payment and click "Pay". You maybe asked to confirm your billing address. Once you have reviewed it click "Save" and you will be able to proceed with payment.

Note: You have the option to "Save the card for future use." If you save the card to e-Play it can be faster to process transactions and receive refunds.

Welcome, Aurora | My Account | My Wish List | Sign Out



Home Programs Facility Information Program Calendar Memberships Gift Cards **My Cart(1)**

Home > Shopping Cart > Check Out 


Check Out

Payment Information

Payment Method

ACT Town of Aurora or Active Network will show up on your credit card statement for this payment.*

We accept the following card types:





Name on card *

Card number *

Expiration date *

Month / Year

CVV/CVC * 

Store this card for future use 

[Saving Credit Card Security Guarantee](#)

Billing Address

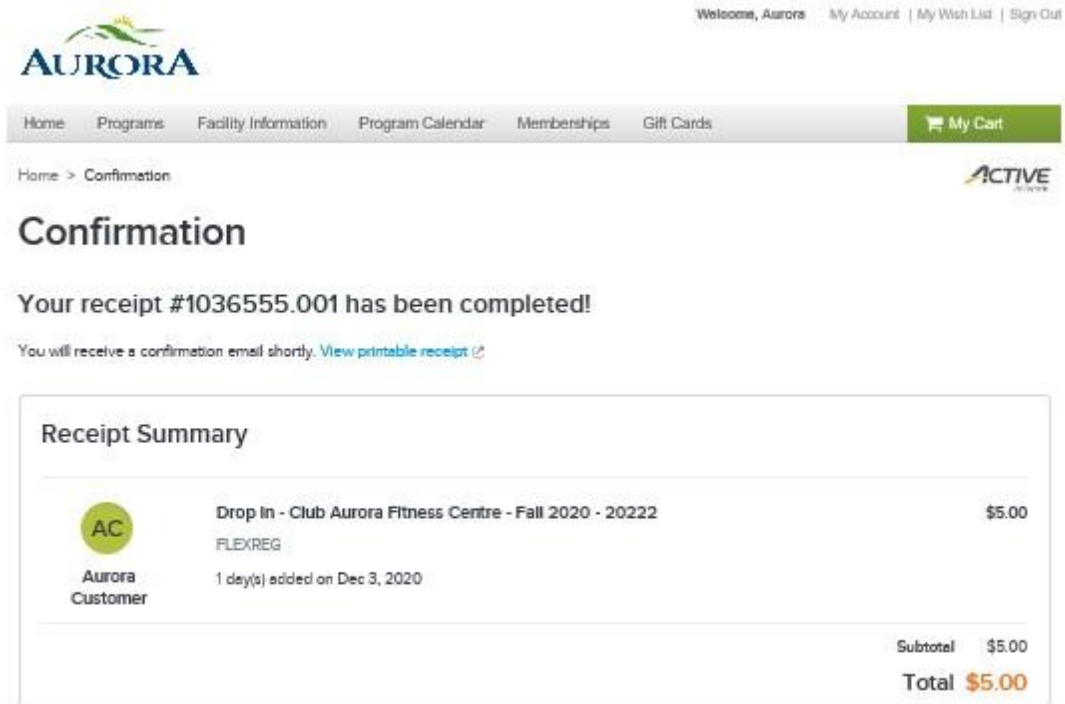
Mailing Name Aurora Customer
Address 100 John West Way, Aurora, ON, L4G 6J1
[Update billing address](#)

[Create a new payer](#)


Order Summary

Subtotal	\$5.00
Due Now	\$5.00

15. This will bring you to your online receipt that you should print or take a screen shot of for your reference.



The screenshot shows the Aurora Active website interface. At the top right, there is a user greeting: "Welcome, Aurora" followed by links for "My Account", "My Wish List", and "Sign Out". The main navigation bar includes "Home", "Programs", "Facility Information", "Program Calendar", "Memberships", "Gift Cards", and a "My Cart" button. Below the navigation, the breadcrumb "Home > Confirmation" is visible, along with the "ACTIVE" logo. The main heading is "Confirmation", followed by the message: "Your receipt #1036555.001 has been completed!". A note states: "You will receive a confirmation email shortly. [View printable receipt](#)". The "Receipt Summary" section is enclosed in a box and contains the following details:

Receipt Summary	
 Aurora Customer	Drop in - Club Aurora Fitness Centre - Fall 2020 - 20222 \$5.00 FLEX/REG 1 day(s) added on Dec 3, 2020
Subtotal \$5.00	
Total \$5.00	