



STRONACH AURORA RECREATION COMPLEX GYM ADDITION
Material Presentation

EXISTING INTERIOR



EXISTING INTERIOR



EXISTING INTERIOR



COMMON SPACE PRECEDENT



MULTI-PURPOSE PRECEDENT



GYMNASIUM PRECEDENT



INTERIOR FINISHES

ALUM – ALUMINUM WALL BASE

CT.1 – CERAMIC TILE ANTHRACITE 300x600 FLOOR

CT.2 – CERAMIC TILE DARK GREY 100x400 WALL

CT.3 – CERAMIC TILE ARCTIC WHITE 100x400 WALL

PC – POLISHED CONCRETE

PT.1 – PAINT - BENJAMIN MOORE STONE

PT.2 – PAINT - BENJAMIN MOORE AMERICAN WHITE

PT.3 – PAINT - BENJAMIN MOORE BOLD BLUE

QS.1 – QUARTZ - OBERLIN

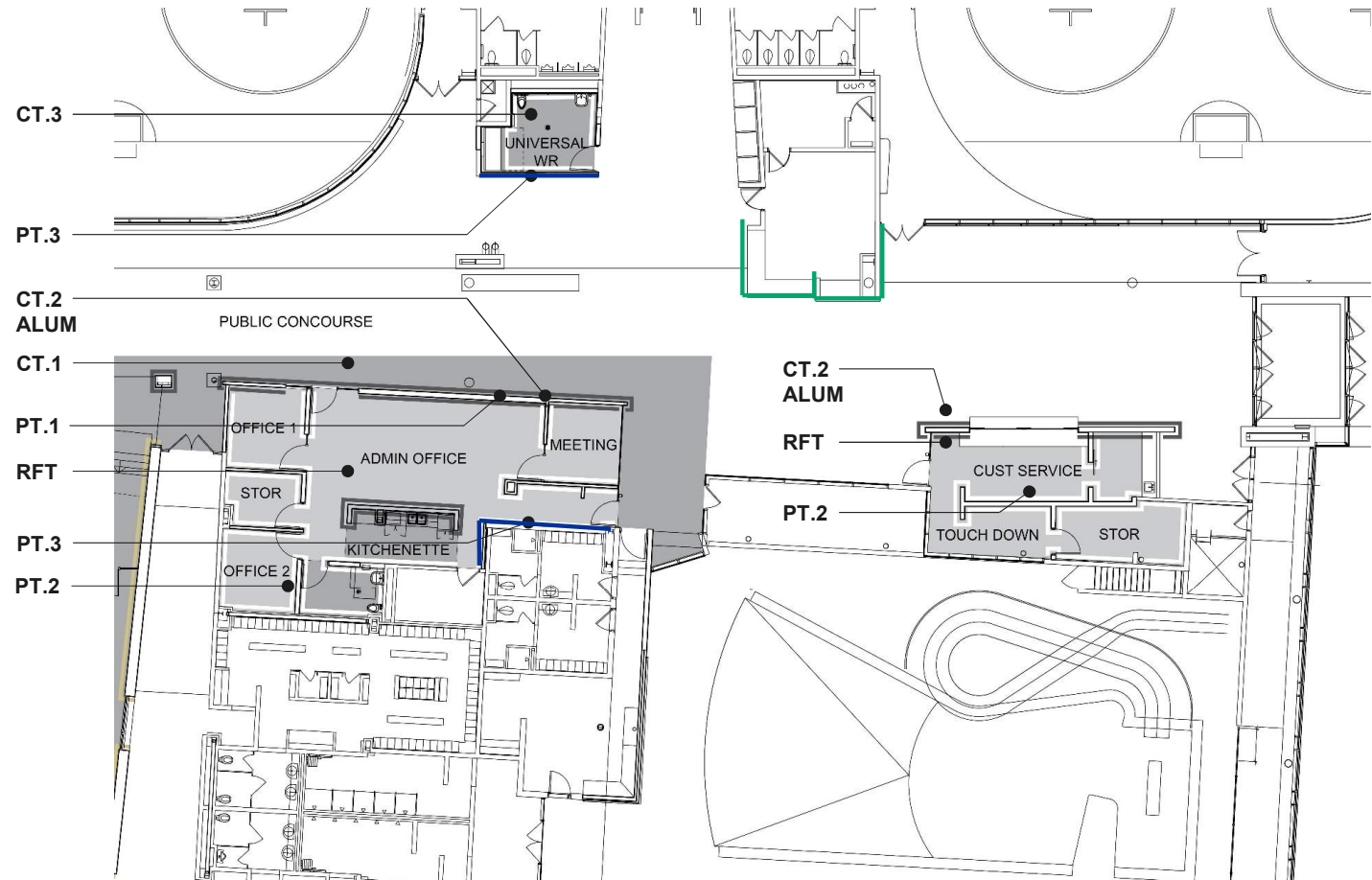
RFT – RESILIENT FLOOR TILE 19"x19"- GREY DUSK

WSF – ATHLETIC WOOD FLOORING



GROUND FLOOR PLAN - LOBBY

- ALUM** – ALUMINUM WALL BASE
- CT.1** – CERAMIC TILE ANTHRACITE 300x600 FLOOR
- CT.2** – CERAMIC TILE DARK GREY 100x400 WALL
- CT.3** – CERAMIC TILE ARCTIC WHITE 100x400 WALL
- PC** – POLISHED CONCRETE
- PT.1** – PAINT - BENJAMIN MOORE STONE
- PT.2** – PAINT - BENJAMIN MOORE AMERICAN WHITE
- PT.3** – PAINT - BENJAMIN MOORE BOLD BLUE
- QS.1** – QUARTZ - OBERLIN
- RFT** – RESILIENT FLOOR TILE 19"x19"- GREY DUSK
- WSF** – ATHLETIC WOOD FLOORING



EXISTING LOBBY



CONTROL DESK



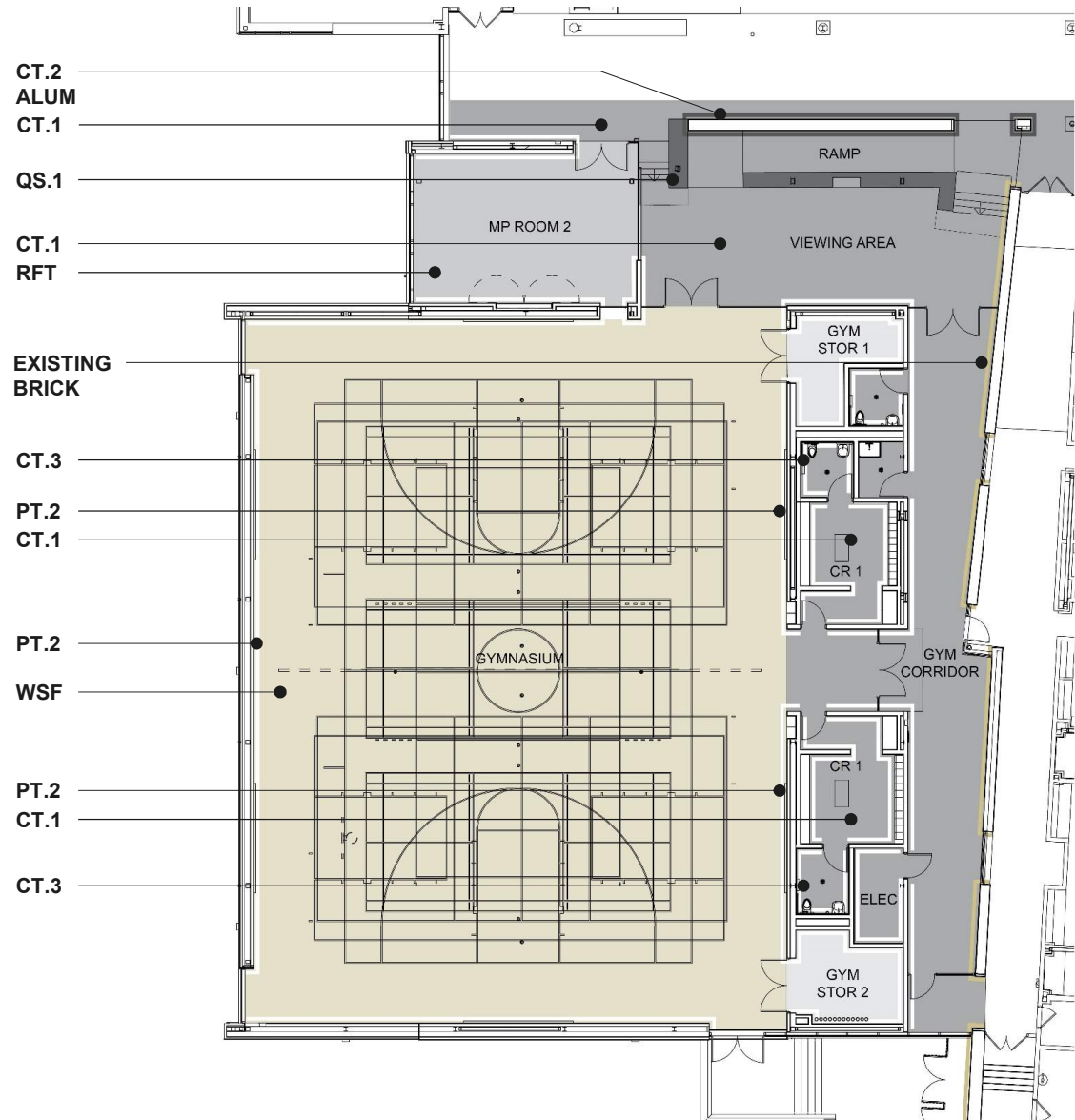
LOBBY



→ Arena Change Rooms
↑ Pool Change Rooms
↑ Toyota Fan Viewing
↑ Preschool & Tailor Rooms
→ Public Washrooms
↑ Aurora Sports Hall of Fame

GROUND FLOOR PLAN - GYM

- ALUM** – ALUMINUM WALL BASE
- CT.1** – CERAMIC TILE ANTHRACITE 300x600 FLOOR
- CT.2** – CERAMIC TILE DARK GREY 100x400 WALL
- CT.3** – CERAMIC TILE ARCTIC WHITE 100x400 WALL
- PC** – POLISHED CONCRETE
- PT.1** – PAINT - BENJAMIN MOORE STONE
- PT.2** – PAINT - BENJAMIN MOORE AMERICAN WHITE
- PT.3** – PAINT - BENJAMIN MOORE BOLD BLUE
- QS.1** – QUARTZ - OBERLIN
- RFT** – RESILIENT FLOOR TILE 19"x19"- GREY DUSK
- WSF** – ATHLETIC WOOD FLOORING



VIEWING



GYMNASIUM



CS&P Architects

MP ROOM



CS&P Architects